R2 Series High Efficiency Heat Recovery (22-45kW)

R32





PURY-EM-YXM-A OUTDOOR UNITS		PURY-EM200YXM-A	PURY-EM250YXM-A	PURY-EM300YXM-A	PURY-EM350YXM-A	PURY-EM400YXM-A	PURY-EM400YSXM-A
CAPACITY (kW)	Heating (nominal max)	25.0	31.5	37.5	45.0	50.0	50.0
	Cooling (nominal)	22.4	28.0	33.5	40.0	45.0	44.8
	High Performance Heating	25.0	31.5	37.5	45.0	50.0	50.0
	COP Priority Heating	24.0	30.2	36.0	43.2	48.0	48.0
	Cooling	20.0	25.1	30.0	35.8	40.1	40.1
POWER INPUT (kW)	Heating (nominal max)	5.56	7.46	9.23	12.36	13.81	11.49
	Cooling (nominal)	4.81	6.81	8.13	10.89	12.56	9.73
	High Performance Heating	7.34	10.15	12.92	16.69	19.20	15.17
	COP Priority Heating	6.67	8.95	11.08	14.96	16.71	13.79
	Cooling	4.67	5.99	7.15	10.35	11.56	9.44
COP / EER (nominal max)		4.49 / 4.65	4.22 / 4.11	4.06 / 4.12	3.64 / 3.67	3.62 / 3.58	4.35 / 4.60
SCOP / SEER		4.70 / 8.70	4.68 / 8.36	4.71 / 8.81	4.72 / 8.27	4.56 / 7.92	4.70 / 8.65
MAX NO. OF CONNECTABLE INDOOR UNITS		14	18	22	25	29	29
MAX CONNECTABLE CAPACITY		50~150% OU Capacity	50~150% OU Capacity	50~150% OU Capacity	50~150% OU Capacity	50~150% OU Capacity	50~150% OU Capacity
AIRFLOW (m^3/min)	High	170	170	200	250	310	170 / 170
PIPE SIZE mm (in)	Gas	19.05 (3/4")	22.2 (7/8")	22.2 (7/8")	28.58 (1-1/8")	28.58 (1-1/8")	28.58 (1-1/8")
	Liquid	15.88 (5/8")	19.05 (3/4")	19.05 (3/4")	19.05 (3/4")	22.2 (7/8")	22.2 (7/8")
SOUND PRESSURE LEVEL (dBA) @ 1m	Heating / Cooling	57.5 / 56.0	58.0 / 56.0	62.0 / 60.5	62.0 / 57.5	64.0 / 61.0	61.0 / 60.0
SOUND POWER LEVEL (dBA) @ 100% Capacity	Heating / Cooling	78.0 / 75.0	79.0 / 78.0	83.0 / 80.0	82.0 / 78.0	86.0 / 82.0	82.0 / 79.0
SOUND POWER LEVEL (dBA) @ 90% Capacity	Heating / Cooling	76.0 / 73.0	77.0 / 74.0	82.0 / 77.0	84.0 / 75.0	87.0 / 80.0	79.0 / 76.0
SOUND POWER LEVEL (dBA) @ 75% Capacity	Heating / Cooling	72.0 / 70.0	74.0 / 71.0	78.0 / 73.0	78.0 / 72.0	82.0 / 76.0	75.0 / 73.0
WEIGHT (kg)		272	272	273	312	317	272 + 272
DIMENSIONS (mm)	Width	910	910	910	1207	1207	910 + 910
	Depth	740	740	740	740	740	740
(1798mm without legs)	Height	1858	1858	1858	1858	1858	1858
ELECTRICAL SUPPLY*1		380-415v, 50Hz	380-415v, 50Hz	380-415v, 50Hz	380-415v, 50Hz	380-415v, 50Hz	380-415v, 50Hz
PHASE*1		Three	Three	Three	Three	Three	Three
STARTING CURRENT (A)*1		8	8	8	8	8	8
NOMINAL SYSTEM RUNNING CURRENT (A)*1	Heating / Cooling [MAX]	8.9 / 7.7 [21.3]	11.9 / 10.9 [21.3]	14.8 / 13.0 [26.5]	19.8 / 17.4 [27.2]	22.1 / 20.1 [30.2]	18.4 / 15.6 [21.3 + 21.3]
GUARANTEED OPERATING RANGE (°C)	Heating / Cooling	-25~15.5 / -5~52	-25~15.5 / -5~52	-25~15.5 / -5~52	-25~15.5 / -5~52	-25~15.5 / -5~52	-25~15.5 / -5~52
FUSE RATING (MCB sizes BS EN 60947-2) - (A)*1		1 x 25	1 x 25	1 x 32	1 x 32	1 x 32	1 x 25 / 1 x 25
MAINS CABLE No. Cores*1		4 + earth	4 + earth	4 + earth	4 + earth	4 + earth	4 + earth / 4 + earth
CHARGE REFRIGERANT (kg) / CO_2 EQUIVALENT (t) R32 (GWP 675)		5.3 / 3.6	5.3 / 3.6	5.3 / 3.6	6.3 / 4.3	6.3 / 4.3	10.4 / 7.2
MAX ADDITIONAL REFRIGERANT (kg) / CO_2 EQUIVALENT (t) R32 (GWP 675)		25.7 / 17.3	30.1 / 20.3	31.0 / 20.9	30.9 / 20.9	31.6 / 21.3	48.0 / 32.4

Notes: ErP Lot 6 calculation method to EN14825. *1 A separate power supply is required for each module. Where more than one figure is quoted there are multiple modules.

PURY-EM200/250/300YXM-A DIMENSIONS

SIDE VIEW

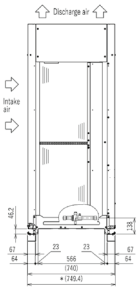

FRONT VIEW

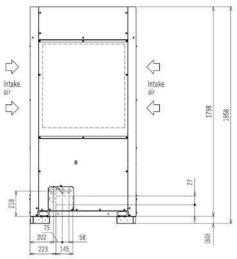

UPPER VIEW

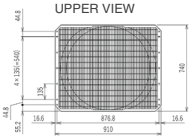

PURY-EM350/400YXM-A DIMENSIONS

SIDE VIEW

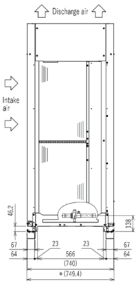

FRONT VIEW

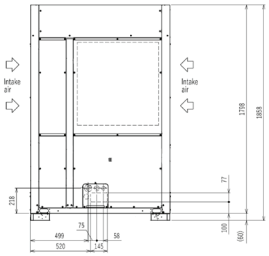

UPPER VIEW

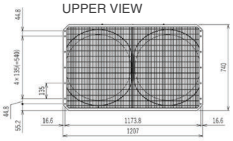

PURY-EM400YSXM-A DIMENSIONS

SIDE VIEW

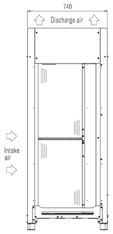

FRONT VIEW

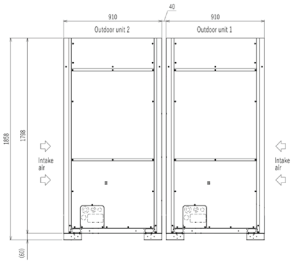

Y Series Standard Efficiency
Heat Pump Outdoor Unit (22-45kW)

R32



PUHY-M-Y(S)XM-A OUTDOOR UNITS		PUHY-M200YXM-A	PUHY-M250YXM-A	PUHY-M300YXM-A	PUHY-M350YXM-A	PUHY-M400YXM-A	PUHY-M400YSXM-A
CAPACITY (kW)	Heating (nominal max)	25.0	31.5	37.5	45.0	50.0	50.0
	Cooling (nominal)	22.4	28.0	33.5	40.0	45.0	44.8
	High Performance Heating	25.0	31.5	37.5	45.0	50.0	50.0
	COP Priority Heating	24.0	30.2	36.0	43.2	48.0	48.0
	Cooling	20.0	25.1	30.0	35.8	40.1	40.1
POWER INPUT (kW)	Heating (nominal max)	5.48	7.48	9.19	12.19	13.51	11.31
	Cooling (nominal)	5.47	7.69	9.25	11.46	13.04	11.14
	High Performance Heating	7.23	10.17	12.87	16.58	18.78	14.93
	COP Priority Heating	6.62	9.04	11.03	14.99	16.64	13.57
	Cooling	4.98	6.84	8.23	10.54	12.00	10.14
COP / EER (nominal max)		4.56 / 4.09	4.21 / 3.64	4.08 / 3.62	3.69 / 3.49	3.70 / 3.45	4.42 / 4.02
SCOP / SEER		4.75 / 7.72	4.75 / 7.40	4.76 / 7.72	4.76 / 7.96	4.59 / 7.59	4.75 / 7.64
MAX NO. OF CONNECTABLE INDOOR UNITS		14	17	21	25	28	28
MAX CONNECTABLE CAPACITY		50~130% OU Capacity	50~130% OU Capacity	50~130% OU Capacity	50~130% OU Capacity	50~130% OU Capacity	50~130% OU Capacity
AIRFLOW (m^3/min)	High	170	180	235	220	260	170 / 170
PIPE SIZE mm (in)	Gas	22.2 (7/8")	22.2 (7/8")	22.2 (7/8")	28.58 (1-1/8")	28.58 (1-1/8")	28.58 (1-1/8")
	Liquid	9.52 (3/8")	9.52 (3/8")*2	9.52 (3/8")*2	12.7 (1/2")	12.7 (1/2")	12.7 (1/2")
SOUND PRESSURE LEVEL (dBA)	Heating / Cooling	57.5 / 56.0	58.0 / 56.0	63.5 / 60.5	63.0 / 57.5	64.0 / 61.0	61.0 / 60.0
SOUND POWER LEVEL (dBA)	Heating / Cooling	78.0 / 75.0	79.0 / 78.0	83.0 / 80.0	82.0 / 78.0	86.0 / 82.0	82.0 / 79.0
WEIGHT (kg)		262	262	263	319	324	262 + 262
DIMENSIONS (mm)	Width	910	910	910	1207	1207	910 + 910
	Depth	740	740	740	740	740	740
(1798mm without legs)	Height	1858	1858	1858	1858	1858	1858
ELECTRICAL SUPPLY*1		380-415v, 50Hz	380-415v, 50Hz	380-415v, 50Hz	380-415v, 50Hz	380-415v, 50Hz	380-415v, 50Hz
PHASE*1		Three	Three	Three	Three	Three	Three
STARTING CURRENT (A)*1		8	8	8	8	8	8
NOMINAL SYSTEM RUNNING CURRENT (A)*1	Heating / Cooling [MAX]	8.7 / 8.7 [21.4]	11.9 / 12.3 [21.4]	14.7 / 14.8 [26.5]	19.5 / 18.3 [27.3]	21.6 / 20.9 [30.4]	18.1 / 17.8 [21.4 + 21.4]
GUARANTEED OPERATING RANGE (°C)	Heating / Cooling	-25~15.5 / -5~52	-25~15.5 / -5~52	-25~15.5 / -5~52	-25~15.5 / -5~52	-25~15.5 / -5~52	-25~15.5 / -5~52
FUSE RATING (MCB sizes BS EN 60947-2) - (A)*1		1 x 25	1 x 25	1 x 32	1 x 32	1 x 32	1 x 25 / 1 x 25
MAINS CABLE No. Cores*1		4 + earth	4 + earth	4 + earth	4 + earth	4 + earth	4 + earth / 4 + earth
CHARGE REFRIGERANT (kg) / CO_2 EQUIVALENT (t) R32 (GWP 675)		8.0 / 5.4	8.0 / 5.4	8.0 / 5.4	9.3 / 6.3	9.3 / 6.3	16.0 / 10.8
MAX ADDITIONAL REFRIGERANT (kg) / CO_2 EQUIVALENT (t) R32 (GWP 675)		18.5 / 12.5	24.5 / 16.5	24.5 / 16.5	25.4 / 17.1	25.4 / 17.1	27.6 / 18.6

Notes: ErP Lot 6 calculation method to EN14825. *1 A separate power supply is required for each module. Where more than one figure is quoted there are multiple modules. *2 12.7mm(1/2") if P250 furthest length ≥ 90m, P300 furthest length ≥ 40m.

PUHY-M200/250/300YXM-A DIMENSIONS

SIDE VIEW

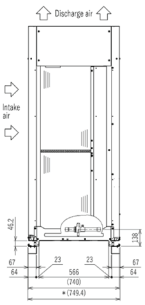

FRONT VIEW

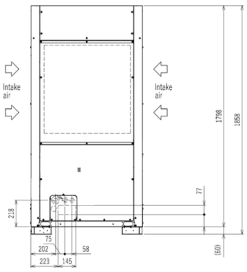

UPPER VIEW

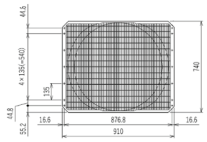

PUHY-M350/400YXM-A DIMENSIONS

SIDE VIEW

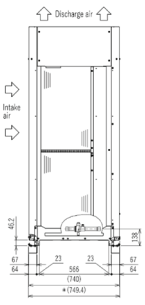

FRONT VIEW

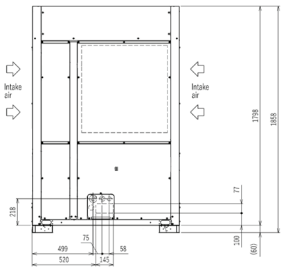

UPPER VIEW

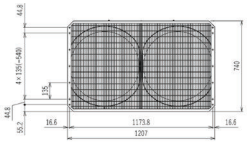

PUHY-M400YSXM-A DIMENSIONS

SIDE VIEW

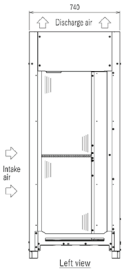

FRONT VIEW

